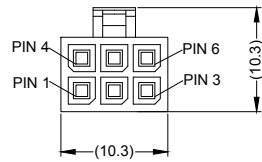


Revision Notes.				
R1 -				
APA: -	Drawn:-	Checked:-	Approved:-	Date: -

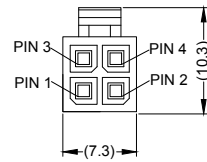
VIEW A (TO REMOTE PANEL)



6-PIN FEMALE
MATING FACE

PIN #	WIRE COLOUR	DESCRIPTION
1	RED	+5V
2	YELLOW	485B
3	N.C.	N.C.
4	WHITE	485A
5	BLACK	GND
6	N.C.	N.C.

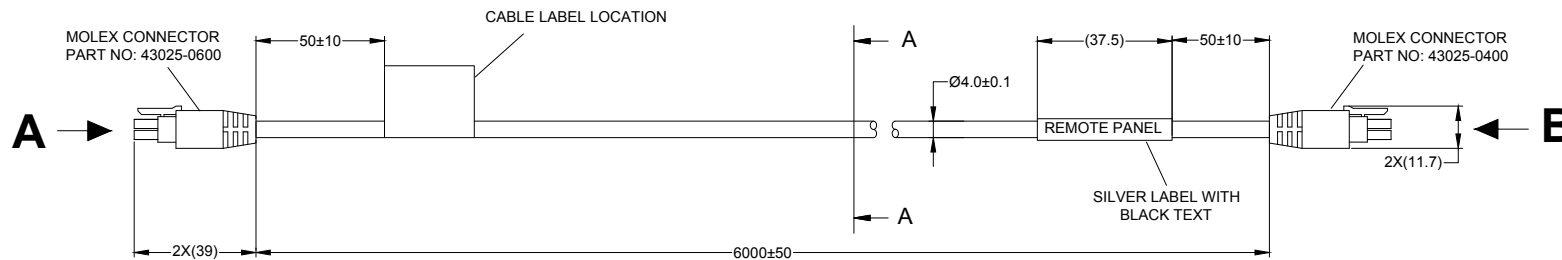
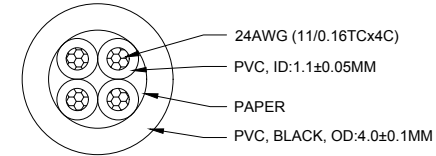
VIEW B (TO MDR)



4-PIN FEMALE
MATING FACE

PIN #	WIRE COLOUR	DESCRIPTION
1	RED	+5V
2	YELLOW	485B
3	WHITE	485A
4	BLACK	GND

CABLE BUILDUP VIEW A-A



NOTES:

- TO BE SUPPLIED IN PRESS SEAL BAG.
- PACKAGING AND LABELING DEFINED BY OPERATIONS AND MATERIALS.
- ANY CUSTOMER MODIFICATION OF THIS PRODUCT CAUSING SUBSEQUENT FAILURE IS NOT A LIABILITY OF BRIGADE ELECTRONICS GROUP PLC.
- FOR LATEST REVISION OF CABLE LABEL REFER TO DRAWING BE-003113-XX-15.

PROPRIETARY NOTICE

THIS DESIGN AND TECHNICAL INFORMATION APPEARING ON THIS DRAWING IS THE PROPERTY OF BRIGADE ELECTRONICS, AND IS DISCLOSED IN CONFIDENCE. IT IS NOT TO BE COPIED, REPRODUCED, REVEALED TO OR EXPROPRIATED BY OTHERS, EITHER IN WHOLE OR IN PART WITHOUT THE EXPRESS WRITTEN CONSENT OF BRIGADE ELECTRONICS.

BRIGADE[®]
www.brigade-electronics.com

Assembly Pl Approval P.YANG	Approved by B.JOHN	Checked by R.BATES	Drawn by A.FEDERIGHI
Angle of Projection 	Units mm	Scale N/A	Released 21/07/15
	Status RELEASED	MDR-06RPC	
	Part No 4873	BE-003096-00-15	